


Features

- Small size 7x5mm
- Temperature-compensated
- High accuracy

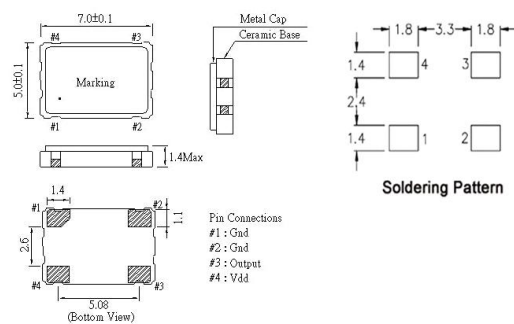


ATCQO7050

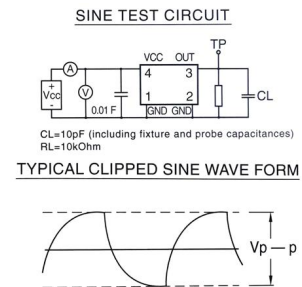
Specification

Type	ATCQO7050 Clipped Sine Wave	
Frequency Range	13,00MHz ~ 52,00MHz	
Frequency Tol. (25°C±3°C)	±0,5ppm, ±1,0ppm, ±1,5ppm, ±2,0ppm	Frequency Stability
Power Supply (Vdd)	1,8V ~ 3,0V	vs. operating Temp. (ppm): ±0,5; ±1,0; ±1,5; ±2,0; ±2,5
Supply Current (Idd)	13,00MHz ~ 52,00MHz = 2,5mA max.	vs. Voltage Change (±5%) (ppm): ±0,2
Operating Temperature Range	0°C ~ +70°C ~ -40°C ~ +85°C	vs Load Change (±5%) (ppm): ±0,2
Output Load	10k ohms // 10pF	vs Aging (first Year): (ppm): ±1,0
Output Voltage	0,8Vp-p min.	
Start Up Time	10ms max. <5ms typical	
Storage Temperature	-40°C - +85°C	
RoHS	compliant	
Contents Of Reel	1000 pcs	

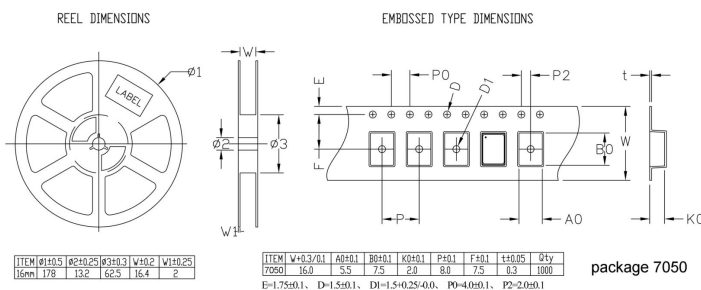
Drawing (mm)



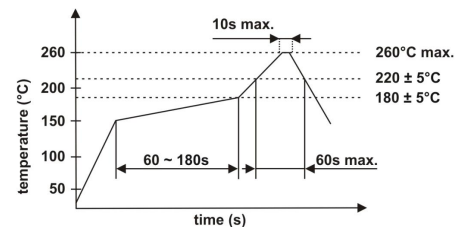
Test Circuit/Waveform



Tape dimension (mm)



Soldering profile



Order code

O	- 24.000000M	- ATCQO 7050	- 1,5	- 2,5	- 3,3	- E	- TR
Part	Frequency	Type/Package	Tolerance 25°C	Tolerance	Voltage	Temperature	Option
O=Oscillator	M=MHz	ATCQO=	±ppm	±ppm	3.0=3.0V 2.5=2.5V 1.8=1.8V	A= 0°C ~ +70°C B= -10°C ~ +60°C C= -10°C ~ +70°C D= -20°C ~ +70°C E= -40°C ~ +85°C	TR=Tape and reeled X=Special options

Please mention the output signal clipped sine wave when ordering.